

The Effect Of Shielding Gas Mixture on Distortion and Corrosion of Gas Metal Arc Steel Welding

by Program Studi Teknik Mesin

Submission date: 26-Sep-2022 01:57PM (UTC+0700)

Submission ID: 1909225733

File name: ielding_Gas_Mixture_on_Distortion_and_Corrosion_of_Gas_Metal.pdf (714.85K)

Word count: 1898

Character count: 9819

See discussions, stats, and author profiles for this publication at: <https://www.researchgate.net/publication/299366361>

The Effect Of Shielding Gas Mixture on Distortion and Corrosion of Gas Metal Arc Steel Welding

Conference Paper · September 2015

CITATION

1

READS

256

4 authors, including:



[Yustiasih Purwaningrum](#)
Universitas Islam Indonesia

18 PUBLICATIONS 23 CITATIONS

[SEE PROFILE](#)

The Effect Of Shielding Gas Mixture on Distortion and Corrosion of Gas Metal Arc Steel Welding

Yustiasih Purwaningrum¹⁾, Triyono²⁾, Fandi Alfarizi¹⁾, M. Wirawan PU¹⁾

¹⁾Mechanical Engineering University, Faculty of Industrial Technology
Islamic University of Indonesia, Jl. Kaliurang Km. 14,5 Yogyakarta

²⁾Mechanical Engineering Department, Sebelas Maret University,
Jl. Ir. Sutami 36 A Surakarta, Indonesia

yustiasih.purwaningrum@uii.ac.id.

Abstract— This researched aimed's is to determine the effect of the mixture of the shielding gas on distortion and corrosion of weld metals. Low carbon steel LR grade A in a thickness 12 mm were joined in multilayer double side joint types using GMAW (Gas Metal Arc Welding) with groove's gap 5 mm and groove angle's 40° with variation of shielding gas composition. The composition of shielding gas that used were 100 % CO₂, 100% Ar, and 50% Ar + 50 % CO₂.

Tests were carried in this study is the distortion testing, corrosion testing, tensile testing and hardness testing. Distortion testing is done by using a dial indicator. The results show the value of distortion welds with shielding gas 100% CO₂, Ar 100% and mix CO₂ + Ar (50%+50%) is 1.11 mm, 0.82 mm and 1.39 mm, respectively. Corrosion test results showed that the welds with a shielding gas CO₂ and mix CO₂+ Ar may qualify for use in joint of ship construction. While the tensile test results showed that all welds with a variety of shielding gas can have a value of nearly the same elongation. Welding metals has the highest hardness values.

Keywords— Distortion, Corrosion, Shielding Gas, GMAW

I. INTRODUCTION

There are three parts in ship construction, among others: the bow, hull and stern. All of them made up of plates and frames. The plates used in ship construction is steel plate with cross sectional form L, I, or T. In joints plates are almost all using welding process.

Biro Klasifikasi Indonesia (BKI) provide rules that in the process of welding in shipbuilding design using dual or double side weld.

Two of the major problems of any welding process are residual stress and distortion [1,2,3]. Residual stress is primarily caused by the compressive yielding as the results of the materials heats and expands during welding. It's occurs around the molten zone [4].

To relieve some of the residual stresses caused by the welding process, the structure deforms, causing distortion. The welded component encounters various types of distortion such as longitudinal shrinkage, transverse shrinkage, angular and bowing, [5].

Distortion is unavoidable problem in the assembly of welded structures. Especially in case of large structures such as a ship as they are assembled sequentially member by member [6].

These distortions are affected by heat input, joint type, plate thickness penetration [7]. Various material factors influencing the degree of distortion are coefficient of thermal expansion, thermal conductivity, yield point, and specific heat per unit volume [8].

The pitting corrosion resistance of steels is significantly affected by metallurgical parameters like, cold working, alloy composition, inclusions, heat treatment, grain size, sensitisation [9].

GMAW processes using shielding gas that serves to protect the molten droplet transferred across the arc and weld pool. Carbon dioxide (CO₂) generally used as a shielding gas due to its cheapness, but its use has been limited because of the problem of oxidation losses, spatter and poor all position performance [10]. On the other hand Argon (Ar) cannot obtain arc stability and the desired bead characteristic [11].

Therefore, CO₂ mixed with argon is being preferred as a shielding gas for mode of metal transfer, weld bead characteristics, inclusions distribution and arc stability. The use of different shielding gas produces hardness values and corrosion resistance are different [12]. The composition of shielding gas and filler wire in GMAW of HSLA steels determines mechanical properties inclusion characteristic, and microstructures [13].

II. MATERIALS AND WELDING EXPERIMENTS

A. Materials

The steel sheet that has been provided measuring 600 mm x 300 mm. The steel sheet used was LR Grade A steel plate with a thickness of 12 mm. The chemical compositions of test materials are shown in Table 1.

Tabel 1 Chemical Composition of LR Grade A

C	Mn	Si	P	S
0,21max	2,5xC% min	0,50 max	0,035 max	0,035 max

B. Welding Processes

The welding processes was multilayer double side welding. The parameters of welding are shown in table 2. GMAW (Gas Metal Arc Welding) is done by using the current 180 A and gas flow rate 20 l/min.

Tabel 2 Parameters of welding

Layer	Wire rate (mm/s)	Welding rate (mm/s)	Voltage (V)
1	100.4	3.16	28
2,3,4,7,8	100.4	5.56	26
5,6	100.4	3.16	28

Welding processes used butt joint types groove's gap 5 mm and groove's angle 40° with variation of shielding gas mixture. The composition of shielding gas that used were 100 % Ar, 100 % CO₂ and 50% Ar + 50 % CO₂.

C. Joints Characterizations

Distortion testing is done by using a dial indicator. Tests performed on welds that have been made with the mesh size of 1 x 1 cm.



Figure 1. Distortion metode test

Corrosion testing is done by soaking the specimen in sea water and then weighed. The corrosion rate :

$$R = \frac{K \times \Delta m}{A \times T \times D} \dots \dots \dots (1)$$

Where :

R = corrosion rate (mmpy)

K = 8.76 x 10⁴

$\Delta m = m - m_0$ (gr)

A = cross sectional area (cm³)

T = time (hour)

D = density (7.86 gr/cm³)

The Vickers microhardness measurements across the base metal, HAZ (heat affected zone), and the weld nugget were carried out on the metallographic specimens with a load of 200 g.

III. RESULTS AND DISCUSSIONS

A. Distortion

Figure 2 shows the results of welding distortion values with a variation of the shielding gas. The highest distortion value found on welds using mix shielding gas Ar and CO₂.

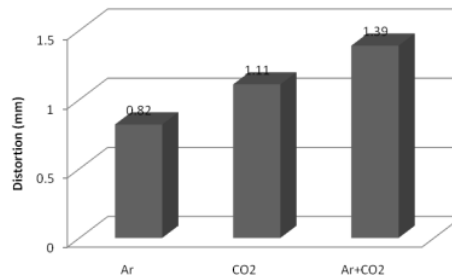


Figure 2. Distortion

Curve distortion test results can be seen in the picture 3, 4 and 5. The picture shows the buckling distortion in welding metals. The most common of distortion in welded structures is buckling distortion, which is caused by the compressive stress in the parent material [14].

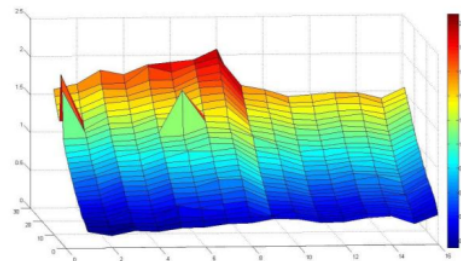


Figure 3. Curve distortion of welds with shielding gas Argon 100%

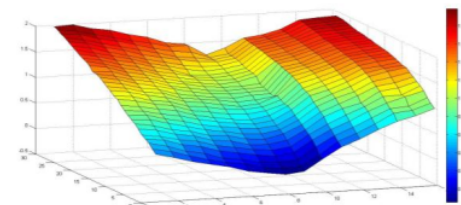


Figure 4. Curve distortion of welds with shielding gas CO₂ 100%

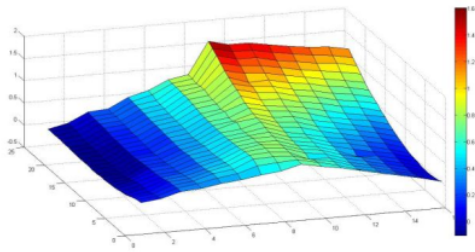


Figure 5. Curve distortion of welds with Shielding Gas Argon : CO₂ = 50% : 50%

B. Corrosion

Corrosion test data presented in Table 3 and graph the value of corrosion rate of weld metals given in Fig. 6

Tabel 2 Parameters of welding

No	Shielding Gas	Mass (Gr)	Mass (Gr)	
			Day - 10	Day - 20
1	Argon 100 %	24,8093	24,7930	24,7610
2		24,8741	24,8735	24,8365
3	CO ₂ 100 %	25,1627	25,1318	25,1101
4		25,2431	25,2251	25,2025
5	Argon + CO ₂	25,2802	25,2535	25,2295
6		24,9489	24,9028	24,8869

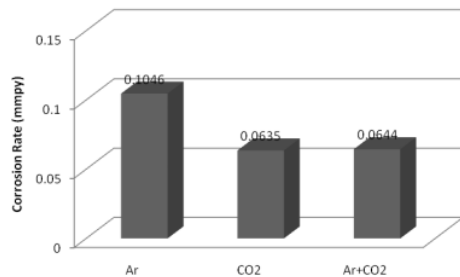


Figure 6. Corrosion of weld metals

The rate of corrosion to weld with shielding gas CO₂ and a mixture of argon and CO₂ categorized as materials having excellent corrosion resistance value because it has a value between 0.2 - 0.1 mmpy [9]. While for weld metals with shielding gas Argon has good corrosion resistance because it has a value between the range 1-5 mmpy

C. Hardness

The number of hardness in the weld metal shown in Figure 7, while the distribution of hardness in the area of the weld metal, HAZ (heat affected zone) and base metal shown in figure 8.

The hardness number of welds with a shielding gas argon and CO₂ same that 209.4 VHN, while for the weld metals with shielding gas mixture of argon and CO₂ has values lower by about 9%

The highest hardness number found on weld metals compared with the base metal and HAZ due to the effect of heat welding and filler

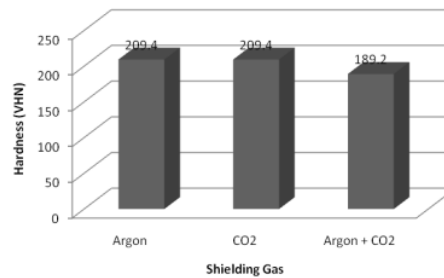


Figure 7. Hardness of Weld metals

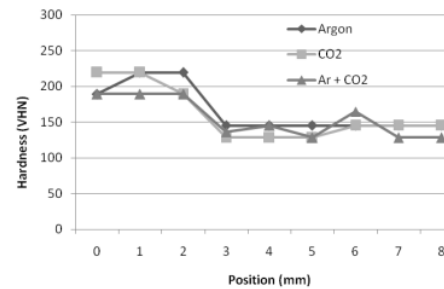


Figure 8. Hardness distributions of GMAW weld metals

IV. CONCLUSIONS

The main results are summarized as follows:

- The highest distortion value found on welds using mix shielding gas Ar and CO₂.
- Distortion that occurs in the weld metals with variation of the shielding gas is buckling distortion.
- The corrosion resistance values of weld metals with shielding gas Argon and CO₂ are excellent.
- For all shielding gas variations, there was no significant difference trends in the hardness of weld metal, HAZ, and the base metal

REFERENCES

- [1] D. Radaj, "Heat Effects of Welding", 1992, New York, Springer.
- [2] N. A. McPherson, "Journal of Ship Production", 2007, 23, 94-117.
- [3] P. Colegrove, C. Ikeagu, A. Thistlethwaite, S. Williams, "The welding process impact on residual stress and distortion", Science and Technology of Welding and Joining, vol 14 (8), pp 717-725, 2009
- [4] K. Masubuchi, "Analysis of welded structure residual stresses, distortion, and their consequence" New York: Pergamon Press. 1980
- [5] H.Y. Huang, "Effect of shielding gas composition and active flux on GTAW weldments", Materials and Design, 30(7), 2404-2409. 2009.
- [6] H. Murakawa, D. Deng, S. Rashed and S. Sato, "Prediction of distortion produced on welded structures during assembly using inherent deformation and interface element", Transactions of JWRI vol 38 No. 2 pp 63-69, 2009
- [7] R. D. James, R. C. Harvey and K. Kyle, "Guidelines for the Control of Distortion in Thin Ship Structures", Report 42372GDE TDL-98-01, EWI, Columbus, Ohio, 1999.

- [8] M. V. Venkatesan, N. Murugan, " Role of RCA welding process parameters on bead profile, angular and bowing distortion of ferritic stainless steel sheets", *Journal of Engineering Science and Technology* Vol. 9, No. 1 pp.107 – 122, 2014.
- [9] H.H. Uhlig, "Uhligs Corrosion Handbook", 2 ed., John Wiley& Sons Inc., New Jersey, 2000.
- [10] T. Varga, T. Konkoly, and H. Straube, "Investigation on microstructure, toughness and defect tolerance of gas metal arc welding", *IIW Document X1205-90*, 1990.
- [11] V.V. Vaidya, "Shielding gas mixture for semiautomatic welds", *Welding Journal*, 81, 43-48, 1996.
- [12] S. Mukhopadhyay, and T.K. Pal, "Effect of shielding gas mixture on gas metal arc welding of HSLA steel using solid and flux-cored wires", *International Journal of Advanced Manufacturing Technology*, 29:262-268, 2006.
- [13] P. Sas, "Vibration testing: state of the art and challenges, in: M.D. Gilchrist (Ed.)", *Modern Practice in Stress and Vibration Analysis*, A.A. Balkema, Rotterdam, pp.65-74, 1997.
- [14] K.J. Son, Y.S. Yang, and H.G. Beom, "Analysis of angular distortion in weldments using laminated plate theory", *Science and Technology of Welding and Joining*, 5(4), 245-249, 2000.

2

ACKNOWLEDGMENT

The authors would like to express their sincere gratitude for the financial support of the DIKTI (Hibah Bersaing) with Contract No.029/Dir/DPPM/70/Hibah Bersaing-Lanjutan DIKTI/III/2015

The Effect Of Shielding Gas Mixture on Distortion and Corrosion of Gas Metal Arc Steel Welding

ORIGINALITY REPORT

20%
SIMILARITY INDEX

21%
INTERNET SOURCES

21%
PUBLICATIONS

8%
STUDENT PAPERS

PRIMARY SOURCES

1 www.scientific.net **7%**
Internet Source

2 www.ijer.in **6%**
Internet Source

3 Submitted to Cranfield University **3%**
Student Paper

4 jestec.taylors.edu.my **3%**
Internet Source

Exclude quotes On

Exclude bibliography On

Exclude matches < 3%