

Paper Titles

Effects of Root Opening on Physical and Mechanical Properties of the Double Side Welded of Ship Materials

928



Abstract:

The effects of root opening process parameters on the physical and mechanical properties of mild steel specimens of grade LR Gr A having dimensions 200 mm×100 mm×12 mm, welded by gas metal arc welding were investigated. The variation of root opening that used were 3 mm, 5 mm and 7 mm. The physical properties examined with regard with microstructure, macrostructure, and corrosion using optical microscope and stereozoom. The measured of mechanical properties with regard to strength, hardness and toughness using, tensile test, Vickers hardness Test, and Charpy impact test. The test results show the base metal had a hardness of approximately 110 VHN and a maximum hardness of approximately 190 VHN that corellates with microstructure of weld metals. Microstructure of base metal and HAZ are ferite and perlite, while microstructure of weld zone are acicular ferrite and grain boundary ferrite. The corrosion rate of weld metals with various root opening categorized as materials having excellent corrosion resistance value. Welding joints with opening roots 3 mm and 5 mm can be used for construction. All welded specimens exhibited fracture at base metals

Access through your institution

ADD TO CART

Info:

Periodical:

Applied Mechanics and Materials (Volume 835)

Edited by:

Prof. Jongwan Hu

Pages:	167-172
DOI:	https://doi.org/10.4028/www.scientific.net/AMM.835.167
Citation:	Cite this paper
Online since:	May 2016
Authors:	Yustiasih Purwaningrum* , Triyono , Tegar Rileh Argihono , Ryan Sutrisno
Keywords:	Double Side Weld , Gap of Groove , Hardness , Tensile Strength , Toughness
Export:	RIS , BibTeX
Price:	39,00 €
Permissions:	Request Permissions
Share:	

* - Corresponding Author

References

Cited by

Related Articles

DISTRIBUTION & ACCESS

FOR PUBLICATION

INSIGHTS

DOWNLOADS

ABOUT US

POLICY & ETHICS

CONTACT US

IMPRINT

PRIVACY POLICY

[SITEMAP](#)

[ALL CONFERENCES](#)

[ALL SPECIAL ISSUES](#)

[ALL NEWS](#)

Scientific.Net is a registered brand of Trans Tech Publications Ltd
© 2022 by Trans Tech Publications Ltd. All Rights Reserved

Search

Journals

Engineering Research

Advanced Engineering Forum

Applied Mechanics and Materials

Engineering Innovations

Journal of Biomimetics, Biomaterials and Biomedical Engineering

International Journal of Engineering Research in Africa

Materials Science

Advanced Materials Research

Defect and Diffusion Forum

Diffusion Foundations and Materials Applications

Journal of Metastable and Nanocrystalline Materials

Journal of Nano Research

Key Engineering Materials

Materials Science Forum

Nano Hybrids and Composites

Solid State Phenomena

Engineering Series

Advances in Science and Technology

Construction Technologies and Architecture

Books

Special Book Collections

Foundations of Materials Science and Engineering

Scientific Books Collection

Specialized Collections

Retrospective Collection

Applied Mechanics and Materials - Editorial Board

ISSN: 1662-7482

Details

Volumes

Editorial Board

Editor(s) in Chief

Dr. Spiridon (Spiros) Koutsonas

ORCID

Kingston University, Faculty of Science, Engineering and Computing; Roehampton Vale, London, United Kingdom, KT1 1LQ;

Prof. Giovanni Minafò

ORCID

University of Palermo, Department of Engineering; Palermo, 90128, Italy;

Editors

Prof. Xi Peng Xu

Huaqiao University, Research Institute of Manufacturing Engineering at Huaqiao University; No.668, Jimei Road, Xiamen, China, 361021;

Editorial Board

Dr. Chiara Bedon

[ORCID](#)

University of Trieste, Department of Engineering and Architecture; Via Alfonso Valerio, n. 6/1, Trieste, 34127, Italy;

Prof. Ezio Cadoni

[ORCID](#)

University of Applied Sciences of Southern Switzerland, Department for Construction, Environment and Design, DynaMat Laboratory, SUPSI-DACD; Campus Trevano, Canobbio, 6952, Switzerland;

Dr. Yuan Sheng Cheng

Harbin Institute of Technology, School of Materials Science and Technology; P.O. Box 435, Harbin, China, 150001;

Dr. Dmitry A. Chinakhov

National Research Tomsk Polytechnic University, Yurga Institute of Technology (Branch); Leningradskaya 26, Yurga, Russian Federation, 652055;

Prof. Oana Dodun

Gheorghe Asachi Technical University of Iași, Department of Machine Manufacturing Technology; D. Mangeron Blvd, 39A, Iași, 700050, Romania;

Prof. Grigore Gogu

Institut Français de Mécanique Avancée, Campus de Clermont-Ferrand/les Cézeaux, CS 20265; Clermont-Ferrand, 63175, France;

Dr. Tibor Krenický

Technical University of Košice, Faculty of Manufacturing Technologies with a Seat in Prešov; Bayerova 1, Presov, 080 01, Slovakia;

Dr. Panagiotis Kyratsis

[ORCID](#)

University of Western Macedonia, Product and Systems Design Engineering; Greece;

Dr. Farooq Sher

[ORCID](#)

Nottingham Trent University, School of Science and Technology; Nottingham, United Kingdom, NG11 8NS;

Dr. Rozli Zulkifli

Universiti Kebangsaan Malaysia, Department of Mechanical and Materials Engineering, Faculty of Engineering and Built Environment; Bangi, Malaysia, 43600;

[DISTRIBUTION & ACCESS](#)

[FOR PUBLICATION](#)

[INSIGHTS](#)

[DOWNLOADS](#)

[ABOUT US](#)

[POLICY & ETHICS](#)

[CONTACT US](#)

[IMPRINT](#)

[PRIVACY POLICY](#)

[SITEMAP](#)

[ALL CONFERENCES](#)

[ALL SPECIAL ISSUES](#)

[ALL NEWS](#)

Volumes

Applied Mechanics and Materials Vol. 835

DOI: <https://doi.org/10.4028/www.scientific.net/AMM.835>ToC: [Table of Contents](#)

<	1	2	3	4	5	...	>	>>
---	---	---	----------	---	---	-----	---	----

Paper Title

Page

Electrochemical Properties of NbO as a Negative Electrode Material for Lithium Secondary Batteries

126

Authors: Kyoung Soo Park, Soon Ki Jeong, Yang Soo Kim

Abstract: The electrochemical properties of niobium monoxide, NbO, were investigated as a negative electrode material for lithium-ion

[...more](#)

Comparative Study of the Corrosion Behavior of Low-Nickel AISI 202 and Conventional AISI 304 Stainless Steels in Citric Acid Using Electrochemical Techniques

131

Authors: Francis Mulimbayan, Manolo G. Mena

Abstract: Stainless steel (SS) is one of the most commonly used metallic food contact materials. It may be classified based on its

[...more](#)

- Preliminary Study of Ultrasonic Assisted Underwater Laser Micromachining of Silicon** 139
Authors: Wisan Charee, Viboon Tangwarodomnukun, Chaiya Dumkum
Abstract: The disturbances of vapor bubble to a laser beam in the underwater laser machining process importantly limits the material
[...more](#)
-
- Bubble Formation in the Underwater Laser Ablation of Silicon** 144
Authors: Wisan Charee, Viboon Tangwarodomnukun, Chaiya Dumkum
Abstract: Thermal damage of workpiece material induced by laser machining process can be reduced by using the underwater technique.
[...more](#)
-
- Tool's Edges Fragmentation at Gear Hobs – A Method to Reduce Cutting Vibrations** 149
Authors: Cristian Silviu Simionescu
Abstract: One of the reasons causing vibration for gear hob toothing is the shock at the tool's entry, which is generated by the great length of
[...more](#)
-
- Recovery of Aluminum Alloy A380 from Machining Chips** 155
Authors: Bo Jun Xiong, Li Fang, Xue Zhi Zhang, Jun Xiang Zhou, Henry Hu, Chi Liu
Abstract: Die casting aluminum alloy A380 were recovered from high pressure die cast machining chips under a series of designed
[...more](#)
-
- Effect of Activating Flux on the A356 and 6061 Aluminum Alloy GMA Welds** 161
Authors: Hsuan Liang Lin, Wun Kai Wang
Abstract: The objective of this study is to investigate the effects of activating fluxes on the weld bead geometry, hot cracking susceptibility
[...more](#)
-
- Effects of Root Opening on Physical and Mechanical Properties of the Double Side Welded of Ship Materials** 167
Authors: Yustiasih Purwaningrum, Triyono, Tegar Rileh Argihono, Ryan Sutrisno
Abstract: The effects of root opening process parameters on the physical and mechanical properties of mild steel specimens of grade LR
[...more](#)

Porosity Defects Induced by Semi-Solid Isothermal Heat Treatment in Cast Hypereutectic Al-18% Si Alloy

173

Authors: Mohamed Ramadan, N. Fathy, K.S. Abdel Halim, Khalid M. Hafez

Abstract: The Present study was undertaken to investigate the porosity defects induced by semi-solid isothermal heat treatment in cast [...more](#)


Modification Behavior and Microstructure Evolution during Solution Heat Treatment of A356 Alloys with Al₂Ca and Excess Mg

179

Authors: Seong Ho Ha, Su Yeon Lee, Young Ok Yoon, Shae K. Kim

Abstract: Si modification behavior by twin probability approach with X-ray diffractometry (XRD) technique and microstructural evolution of [...more](#)

Showing 21 to 30 of 143 Paper Titles



DISTRIBUTION & ACCESS

FOR PUBLICATION

INSIGHTS

DOWNLOADS

ABOUT US

POLICY & ETHICS

CONTACT US

IMPRINT

PRIVACY POLICY

SITEMAP

ALL CONFERENCES

ALL SPECIAL ISSUES

ALL NEWS

Effects of Root Opening on Physical and Mechanical Properties of the Double Side Welded of Ship Materials

YustiasihPurwaningrum^{1, a*}, Triyono², TegarRileh Argihono¹
Ryan Sutrisno¹

¹Department of Mechanical Engineering, Islamic University of Indonesia, JIKaliurang km 14,5
Yogyakarta, Indonesia

²Department of Mechanical Engineering, SebelasMaret University, Jl. IrSutami no. 36 Surakarta,
Indonesia

^ayustiasih.purwaningrum@uii.ac.id / yustiasih2003@yahoo.co.nz,

Keywords: Gap of groove, Double side weld, Tensile strength, Toughness, Hardness

Abstract. The effects of root opening process parameters on the physical and mechanical properties of mild steel specimens of grade LR Gr A having dimensions 200 mm× 100 mm× 12 mm, welded by gas metal arc welding were investigated. The variation of root opening that used were 3 mm, 5 mm and 7 mm. The physical properties examined with microstructure, macrostructure, and corrosion using optical microscope and stereozoom. The mechanical properties were measured with respect to the strength, hardness and toughness using Universal Testing Machine, Vickers Microhardness, and Charpy method respectively. The test results show the base metal had a hardness of approximately 110 VHN and a maximum hardness of approximately 190 VHN that corellates with microstructure of weld metals. Microstructure of base metal and HAZ are ferite and perlite, while microstructure of weld zone are acicular ferrite and grain boundary ferrite. The corrosion rate of weld metals with various root opening categorized as materials having excellent corrosion resistance value. Welding joints with opening roots 3 mm and 5 mm can be used for construction. All welded specimens exhibited fracture at base metals

Introduction

Welding is a process of joining two materials. It is more economical and faster process than casting and riveting [1]. If the welding processes are not optimized with weld process parameters, the residual stresses also develops in the structure. The welding process parameters are voltage, shielding gas, weld current, weld speed, root gap, gas flow rate are having combined effects [2-5]. Among the arc welding processes stands out gas metal arc welding (GMAW) which use has increased in the last years due to its inherent flexibility [6, 7]. The weld-bead geometry produced by arc weld plays an important role in determining the mechanical properties of the weld and its quality [8].

In the year 2007-2011, in Indonesia, the percentage of the factors causing the sea accident by technical is 59 %. Ship structure is closely related to the design and ship production process. Almost 90% of the structural failure of the techniques most often fail is the structure of the stress concentration, where 36% of which is the failure of welded joints [9].

Materials and Welding Experimentals

Materials. In the present work, two low carbon LR Gr A steel specimens, with dimensions of 300 mm x 100 mm x 12 mm of each was used as the workpiece. The compositions of steel are shown in Table 1. These specimens were prepared with a x-shaped groove (double side welded), where the groove angle is 40° and the root face is 2 mm. The variation root's gap that used were 3 mm, 5 mm and 7 mm.

Table 1. Chemical compositions of LR Gr A Steel.

Chemical Compositions (%)				
C max	Mn min	Si max	P max	S max
0,21	2,5xC	0,50	0,035	0,035

Welding Processes. The constant Gas Metal Arc Welding (GMAW) used for making the test. The type of current was DCRP (Direct Current Reverse Polarity). GMAW is done by using the current 180A, gas flow rate 20 l/min, voltage 23 V, and the shielding gas that used were Argon. Welding consumable (filler) used in this experiment was ER 70S-6. The chemical compositions is shown in Table 2.

Table 2. Chemical composition of welding consumable.

Chemical Compositions (%)					
C	Mn	Si	S	P	Cu
0.06-0.15	1.40-1.85	0.80-1.15	0.035 max	0.025 max	0.50 max

Joints Characterizations. The metal welded butt joint was sectioned perpendicular to the weld centre. This cross section was cut, ground, polished, and etched as a precursor to microhardness measurements accordance with standard metallographic procedure ASTM E3-01. Vickers microhardness tests were conducted using a load of 200 g and a dwell time of 10 s. Optical Microscopy used to investigate microstructure of weld metal.

Corrosion testing is done by soaking the specimen in sea water and then weighed. The corrosion rate:

$$R = \frac{K \times \Delta m}{A \times T \times P} \quad (1)$$

where,

R = corrosion rate (mmpy)

K = 8.76×10^4

$\Delta m = m - m_0$ (gr)

A = cross sectional area (cm^2)

T = time (hour)

D = density (7.86 gr/cm^3)

Mechanical strength of weld metals were performed by impact toughness testing and tensile testing. Impact toughness testing performed using Charphy testing. Temperature's impact testing that used were -60°C , -40°C , -20°C , 0°C , 20°C , and room temperatures. Liquid nitrogen is used to get the temperature $<0^\circ\text{C}$. Standard specimens used were ASTM E23-96. The tensile strength were performed using a servo-hydraulic SHIMADZU universal testing machine. Tensile test specimens were prepared used ASTM E8M standard.

Results and Discussions

Microstructure. Fotomakro can be seen in Fig. 1, while the microstructure of weld metals shown in Fig. 2. For LR Gr A steels used in this study, there exist different types of ferrite in base metal, HAZ, and the weld zone, which have various morphologies. Base metal mainly contains the equiaxed ferrite. However, weld zones and HAZ mainly contain acicular ferrite and grain boundary ferrite.



(a) Root opening 3 mm (b) Root opening 5 mm (c) Root opening 7 mm




Fig. 2 Microstructure of weld metals.

Microhardness Test. The hardness of base metal, Heat Affected Zone (HAZ) and weld metal is given in Fig. 3. The micro hardness was analyzed along the weld to base metal at increments of 1 mm and at a depth of 4 mm below the top surface of the weld. The base metal had a hardness of approximately 110 VHN and a maximum hardness of approximately 190 VHN, which is located in the weld and is explained by the formation of acicular ferrite and grain boundary ferrite within the weld caused by the melting and welding consumable in welding processes. Compared to equiaxed ferrite, there exists higher dislocation density and a large amount of sub boundaries within the acicular ferrite, thus exhibiting higher hardness value in the weld zone than that in the base metal [10, 11]. No softening was found in the HAZ, and no effect of root opening was observed on the peak hardness value.

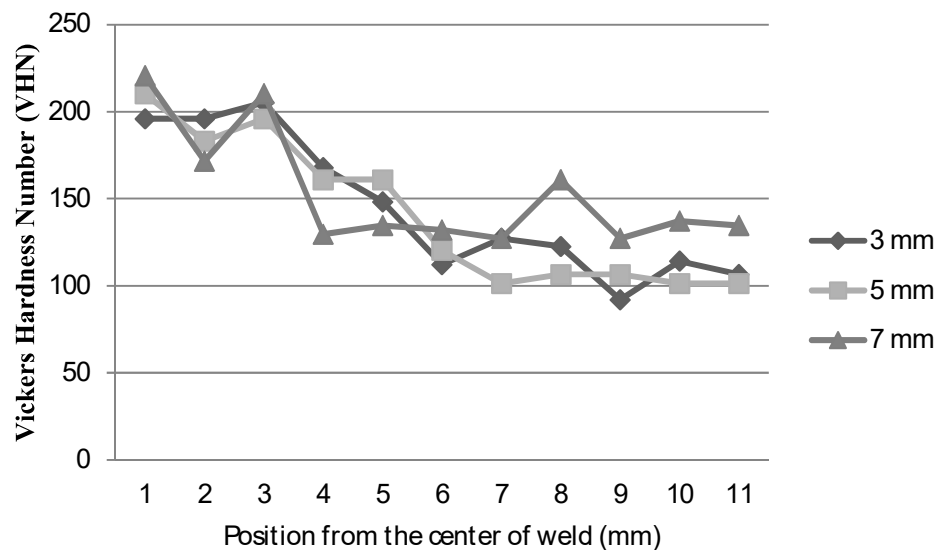


Fig. 3 Hardness of Weld Metal.

Corrosion. Corrosion test graph the value of corrosion rate of weld metals given in Fig. 4. The corrosion rate of weld metals with various root opening categorized as materials having excellent corrosion resistance value because it has a value between 0.2 - 0.1 mm py [12].

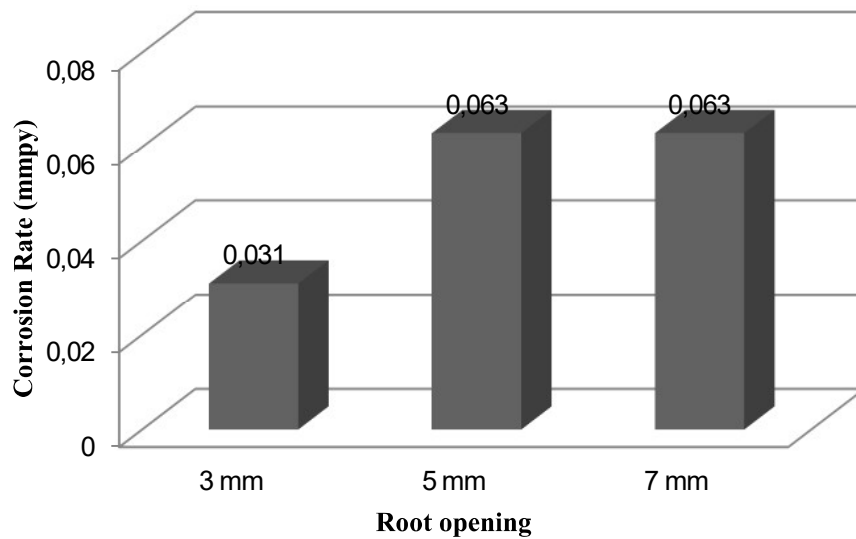


Fig. 4 Corrosion rate of weld metals.

Toughness Test. Fig.5 shows that the absorbed energy of weld metals. This graph shows that transition temperatures for weld metals with various root opening are between -20°C to 0°C . Transition temperature is the temperature at which the material properties change from brittle to ductile. At temperatures above the transition temperature, the weld metal has a ductile properties while at temperatures below the transition temperature of the metal having brittle properties.

Welding joints with opening roots 3 mm and 5 mm can be used for construction because the value of the absorbed energy at a temperature -50°C is 30 J and at the temperature 0°C is 100J [13].

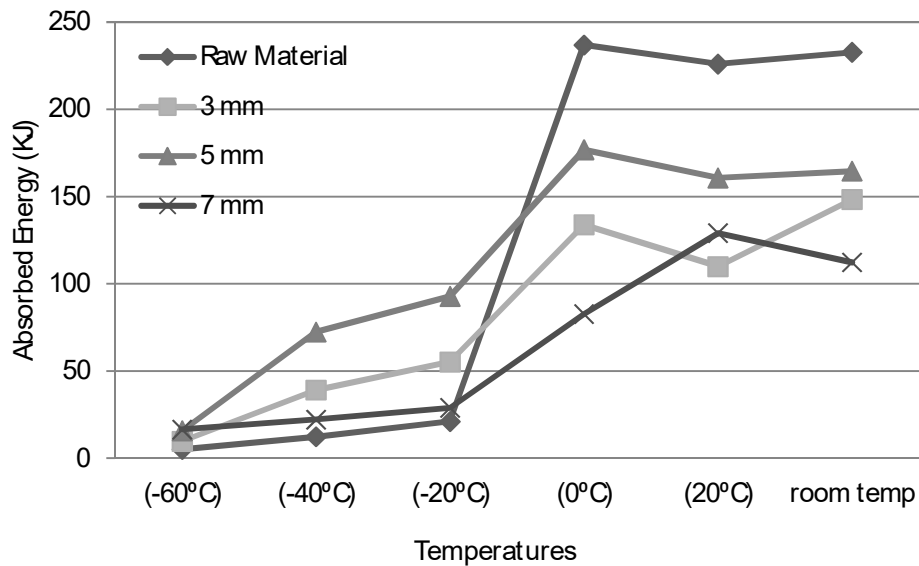


Fig. 5 Absorbed energy of weld metals.

Tensile Test. The results of tensile test shown in Fig. 6 and the fracture location of tensile specimens shown in Fig. 7. The smallest tensile strength welds with root opening 7 mm with value 300.3 Mpa. During tensile test, all welded specimens exhibited fracture at base metals (Fig. 7)

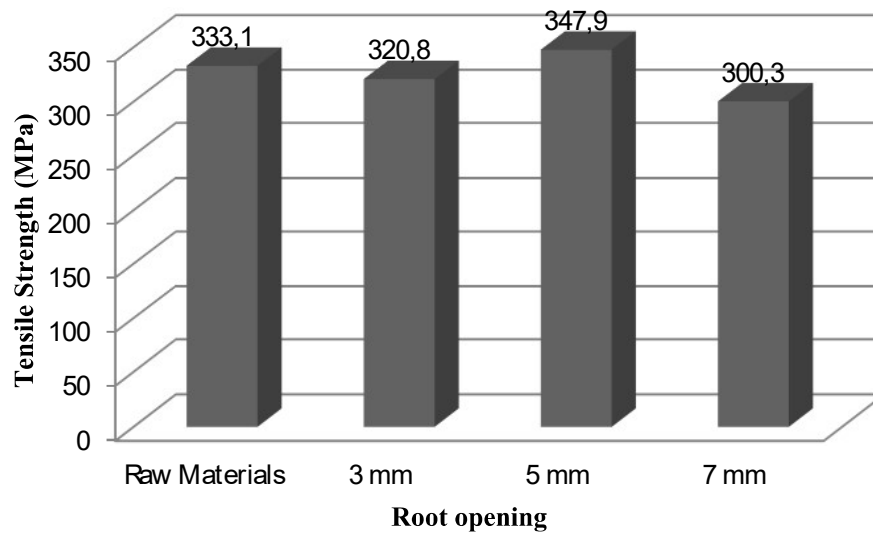


Fig. 6 Tensile strength of weld metals.



Fig. 7 Fracture location of tensile specimens.

Summary

The main results are summarized as follows:

1. Microstructure of base metal and HAZ carbon steel was ferrite and perlite while that of weld metal was acicular ferrite and grain boundary ferrite
2. The hardness of base metal approximately 110 VHN and a hardness of weld zone approximately 190 VHN due to the microstructure.
3. Welded joints with opening roots 3 mm and 5 mm can be used for construction because eligible absorbed energy value.
4. The transition temperatures of weld metals are at temperatures between -20°C to 0°C .

Acknowledgment

The authors would like to express their sincere gratitude for the financial support of the DIKTI (HibahBersaing) with Contract No.029/Dir/DPPM/70/HibahBersaing-Lanjutan DIKTI/III/2015.

References

- [1] S. Kumanan, J. Edwin, R. Dhas, K. Gowthaman, Determination of submerged arc welding process parameter using Taguchi method and regression analysis, *Indian J. Eng.& Mater. Sci.* 14 (2007) 177-183.
- [2] S. Akellaa, B. Ramesh Kumarb, Distortion Control in TIG Welding Process with Taguchi Approach, *Adv Mater. Manuf. Characterization*, 3(1) (2013) 199-206.
- [3] J.P. Ganjigatti, D.K. Pratihar, A. Roy Choudhury, Modeling of the MIG welding process using statistical approaches, *Int. J. Adv. Manuf. Technol.* 35 (2008) 1166-1190.
- [4] U. Esme, M. Bayramoglu, Y. Kazancoglu, S. Ozgun, Optimization of weld bead geometry in TIG welding process using grey relation analysis and Taguchi method, *Mater. Technol.* 43(3) (2009) 143-149.
- [5] S.C. Juang, Y.S. Tarn, Process parameters selection for optimizing the weld pool geometry in the tungsten inert gas welding of stainless steel, *J. Mater. Proc. Technol.* 122(1) (2002) 33-37.
- [6] J. Norrish, *Advanced Welding Processes*, Institute of Physics, Bristol, 1992.
- [7] R.S. Parmar, *Welding Processes and Technology*, Khana Publishers, Delhi, 1995.
- [8] M. Vasudevan, A.K. Bhaduri, B. Raj, K.P. Rao, Genetic-algorithm-based computational models for optimising the process parameters of A-Tig welding to achieve target bead geometry in type 304 L(N) and 316 L(N) stainless steels, *Mater. Manuf. Proc.* 22(5) (2007) 641-649.
- [9] S. Nishida, *Failure Analysis in Engineering Applications*, Butterworth, New York, 1987.
- [10] G. Krauss, S.W. Thompson, Ferritic microstructures in continuously cooled in low- and ultra-low carbon steels, *ISIJ Int.* 35 (1995) 937-945.
- [11] G. Mukhopadhyay, S. Bhattacharya, K.K. Ray, Strength assessment of spot welded sheets of interstitial free steels, *J. Mater. Proc. Tech.* 209 (2009) 1995-2007.
- [12] H.H. Uhlig, *Uhligs Corrosion Handbook*, 2 ed., John Wiley& Sons Inc., New Jersey, 2000.
- [13] M.Q. Johnsons, G.M. Evans, GR. Edwards, The influences of addition and interpass temperature on the microstructures and mechanical properties of high strength SMA weld metals, *ISIJ Int.* 35(10) (1985) 1222-1231.

Advanced Engineering Technology II
10.4028/www.scientific.net/AMM.835

Effects of Root Opening on Physical and Mechanical Properties of the Double Side Welded of Ship
Materials
10.4028/www.scientific.net/AMM.835.167